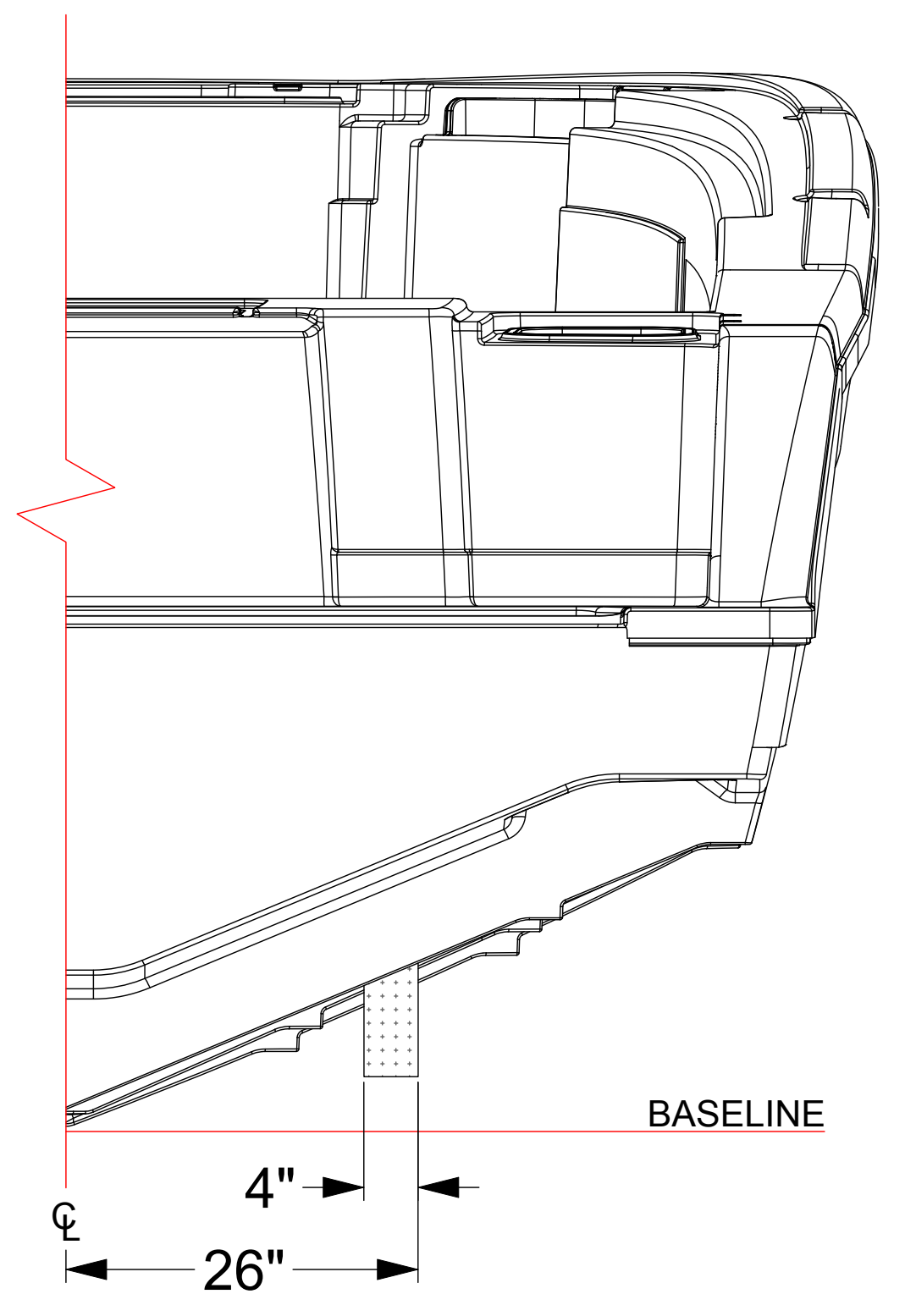
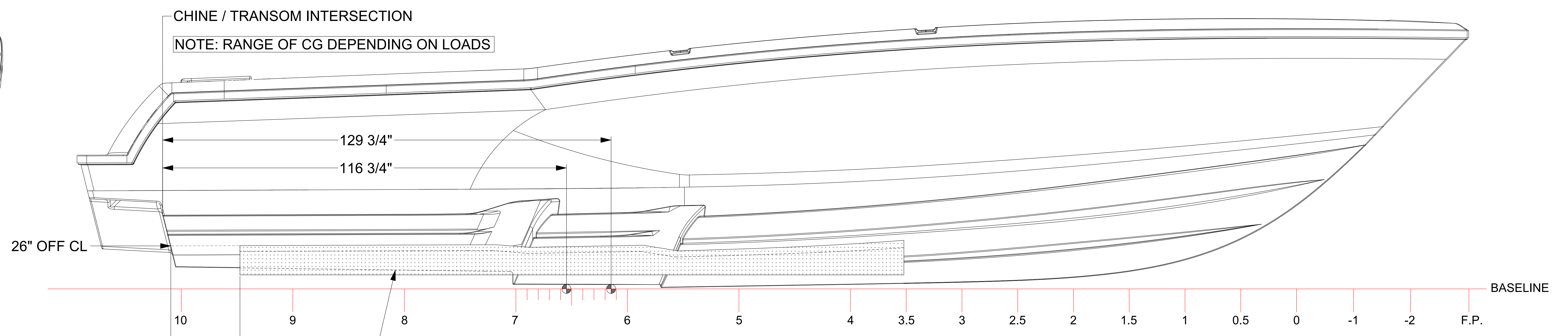


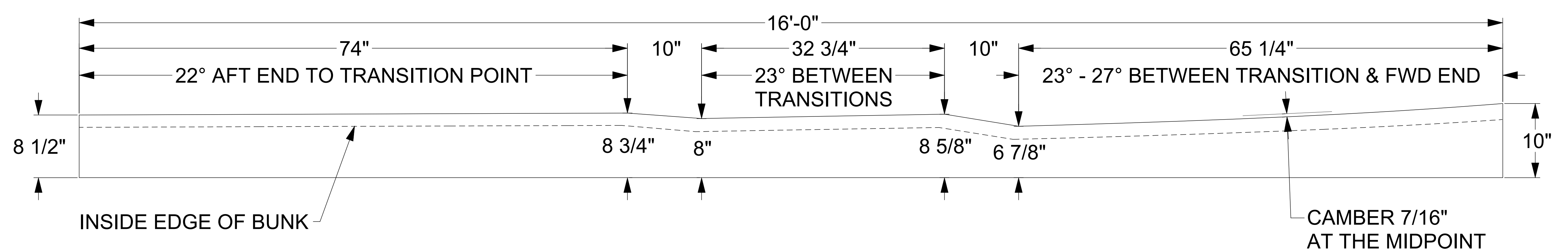
NOTES	
#	DESCRIPTION
1)	ALL DIMENSIONS CAN BE FIELD CHECKED BY BUILDER USING RHINO 3D MODEL. MPYD WILL NOT BE HELD RESPONSIBLE FOR ANY LABELING ERROR.
2)	SCALES NOTED ARE ONLY APPLICABLE TO 30" x 48.36" PLOTS. DO NOT SCALE FROM PRINTED DRAWING.



**STERN ELEVATION**  
SCALE: 1"=1'-0"



**PROFILE**  
SCALE: 1" = 1'-0"



NOTE: BEAM TO BE MOUNTED ABOVE LIFT BASE IF NECESSARY TO CLEAR KEEL  
(BUNK BASED OFF A 4"W x 10"H x 16"L BOARD)

**BUNK PROFILE**  
SCALE: 1-1/2"=1'-0"

REV	DESCRIPTION	DATE	BY
<b>REVISIONS</b>			
		47 S. PALM AVENUE SUITE 202 SARASOTA, FL 34236 UNITED STATES OF AMERICA PHONE: +1 (941) 955 5460 www.mpyd.net	
<small>This drawing is the copyright of MICHAEL PETERS YACHT DESIGN and must not be used, reproduced, or modified in any way without prior written permission. © All Rights Reserved. TITELBLOCK REV. 5.31.17</small>			
MPYD #:	<b>481</b>	PROJECT:	<b>CAYMAS 34</b>
TITLE:	<b>2 BUNK TRAILER OR LIFT LAYOUT</b>		
SUBTITLE:	-		
DRAWING NO:	<b>481-801-01</b>		
DRAWN BY:	<b>AJS</b>	DATE:	<b>2/18/20</b>
REVIEWED BY:	<b>BG</b>	DATE:	<b>2/18/20</b>
ISSUED BY:	<b>BG</b>	DATE:	<b>2/18/20</b>
SCALE:	<b>NOTED</b>	REV:	-
SH	<b>1</b>	OF	<b>1</b>